



UTILITY HELICOPTER

Mi-38



Power
2 x 2 800 hp



MTOW
15 600 kg



Passengers:
up to 30



Cruise speed
285 km/h



Crew: 1-2



Service ceiling
6 000 m

Mi-38



UTILITY HELICOPTER

Mi-38 is a new generation medium size utility helicopter, designed in accordance with AP-29 aviation rules (harmonized with CS-29/FAR-29). The helicopter was developed combining the best achievements, innovation technologies and long experience of Mi-type helicopters operation.

Modern avionics, radio communication equipment, crash-resistant fuel system and energy absorbing structural elements ensure secure round-the-clock all-weather operation in a wide range of ambient temperatures from -50 to +50° C.



DESIGN AND SYSTEMS

High-performance power plant, modern main rotor system and up-to-date avionics allow the Mi-38 to surpass similar medium class helicopters in performance and operating characteristics. The helicopter is equipped with Russian TV7-117V engines fitted with FADEC.

Aluminum alloys, steel, titanium and composite materials are used in the helicopter construction. The advanced design of the six-blade main rotor provides high thrust and reduces vibration. The X-shaped tail rotor allows increasing the controllability while reducing the noise level.

1. Weather radar
2. Cockpit
3. Nose landing gear
4. Door fitted with stairs
5. Cargo cabin
6. APU
7. Main gearbox
8. Main rotor hub
9. Main rotor blades
10. Engine
11. Hoist
12. Main landing gear
13. Cargo ramp
14. Tail boom
15. Tail shaft
16. Stabilizer
17. Tail fin
18. Intermediate gearbox
19. Tail rotor
20. Tail skid
21. Tail gearbox

HELICOPTER USES

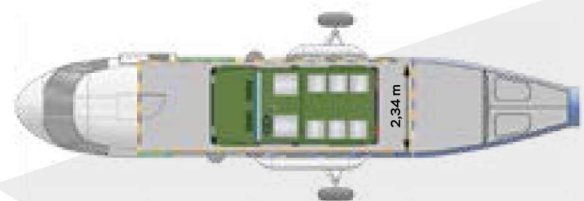
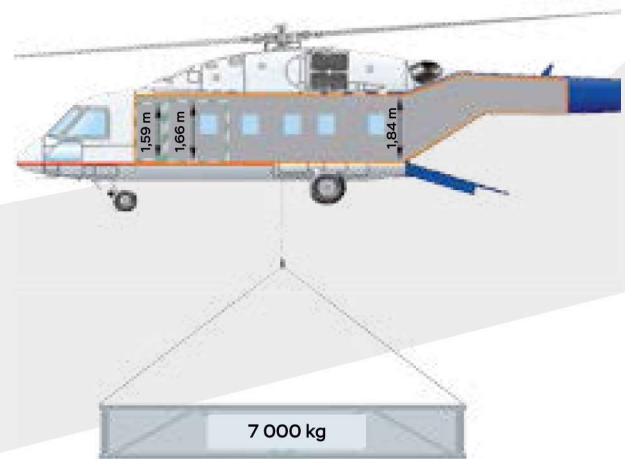
- Passenger transport - safety and comfort
- Cargo transport - inside the cabin and on the external sling
- Offshore - flights to offshore drilling platforms
- SAR - all-weather operation
- Fire-fighting - extinguishing wildland and industrial fires, delivery of special equipment and fire-fighting crews

CARGO TRANSPORT

The transport version of Mi-38 helicopter is designed for cargo transportation inside the cargo cabin and on the external sling. Cargo cabin dimensions allow transporting oversize loads of up to 6 tons. Wide sliding door and rear cargo door provide easy loading and unloading.

External sling fitted with load stabilization system has a capacity of up to 7 tons. The helicopter fitted with external load sling system can be used for large-scale construction works and fire-fighting operations involving water discharge devices.

Transport version layout



SEARCH, RESCUE AND MEDICAL ASSISTANCE

The helicopter in SAR version is intended for use in emergency situations requiring a fast response while rescuing people and mitigating accident consequences, including in difficult to reach areas.

The helicopter provides transportation of rescuers and special equipment, search and evacuation of victims, rendering medical assistance on board the helicopter.

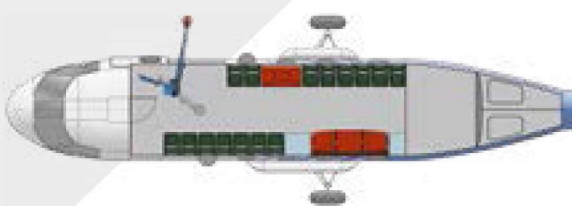
The helicopter can be fitted with the following equipment:

- folding seats
- stretchers
- medical equipment rack
- oxygen equipment
- hoist
- rescue kit
- search floodlight


The helicopter in medevac configuration can be fitted with medical modules for rendering first aid during the flight.



SAR version layout



Medevac version layout



MAINTENANCE AND OPERATION

The helicopter design allows carrying out maintenance and repair with minimum labor input achieved by the accessibility to the helicopter's assemblies and ability of their fast dismantling and replacement.

Low specific fuel consumption and long service life of the components provide significant reduction in operating costs.



PASSENGER TRANSPORTATION



The passenger version of Mi-38 comfortably accommodates up to 30 passengers on energy-absorbing seats providing high level of safety. Spacious passenger cabin, air conditioning and heating system, low noise and vibration levels make the helicopter journey as comfortable as possible.

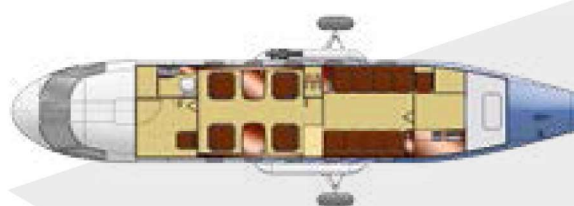
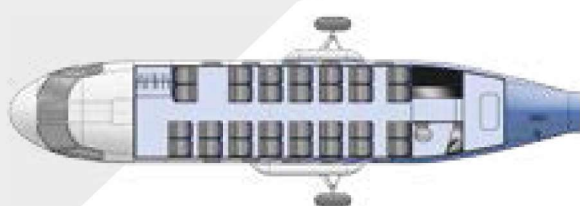
VIP version layout and cabin interior are tailored to the specific needs of each client.

The cabin can accommodate up to 12 seats of enhanced comfort.



Passenger version layout for 30 seats

VIP version layout

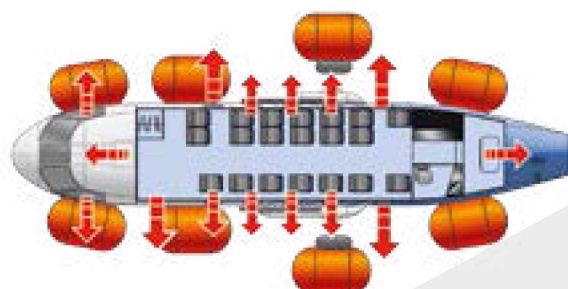


HIGH SAFETY STANDARDS

Fuselage configuration, number and dimensions of emergency exits, shock-absorbing landing gear and seats, crash-resistant fuel system, triple redundancy of the hydraulic part of the helicopter control system and 30-minute run-dry capability of the gearbox meet the most stringent requirements of the international aviation safety standards. The helicopter has a sufficient power margin to continue takeoff and landing with OEI.

Removable modular emergency ditching system allows to perform emergency water landing and carry out safe evacuation of people.

Emergency exit layout



PERFORMANCE



FLIGHT PERFORMANCE



Max speed, km/h	300
Cruise speed, km/h	250
Service ceiling, m	6 300
Hover ceiling OGE, m	3 100
Max range, km	880
Crew	2
Passengers	30

WEIGHT PARAMETERS



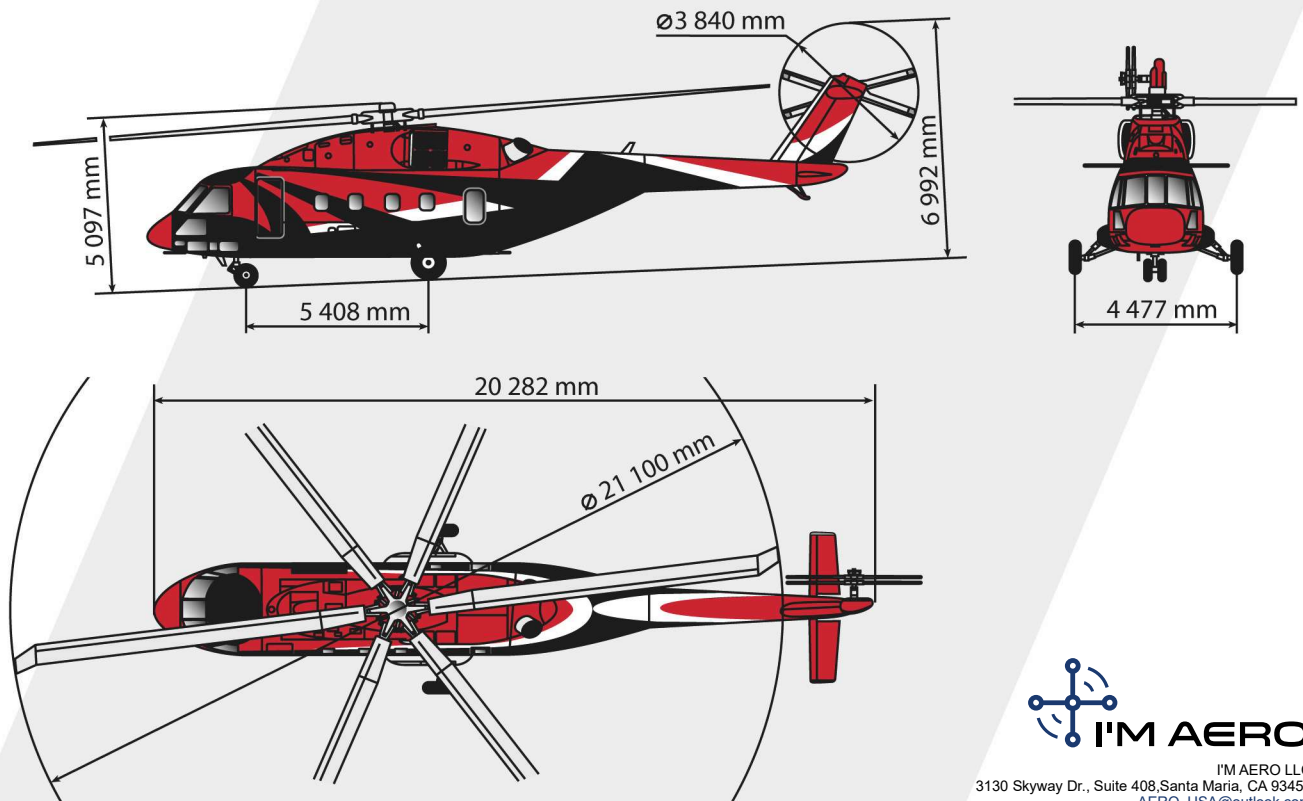
Max takeoff weight, kg	15 600
Max payload, kg	5 000

ENGINES



2 x TV7-117V

Takeoff power, hp	2 x 2 800
Contingency power, hp	2 x 3 750



I'M AERO LLC
 3130 Skyway Dr., Suite 408, Santa Maria, CA 93455
 AERO_USA@outlook.com
www.iam.aero